

Condition of MHD College and Career Readiness Marblehead Special Education Parent Advisory Council 2015 Data Report

This data report is designed to provide an annual gauge of whether our collective efforts as Marblehead educators and parents are enabling all youth to develop the skills and competencies needed to be successful in college and life.

The report was prepared by the Marblehead Special Education Parent Advisory Council (SEPAC) in response to State directives that SEPACS will provide an annual report to the School Committee on the how students with disabilities are faring in their respective districts.

According to the Massachusetts Department of Elementary and Secondary Education, our goal should be that no less than 90% of our youth with disabilities should be college and career ready. No district and community has achieved this goal to date.

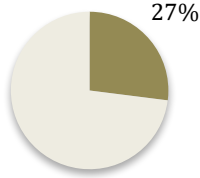
It is hoped this report generates constructive discussion on what strategies Marblehead can use as a community and a school district to improve outcomes for all of our students, including students with disabilities and students from lower income backgrounds.

Marblehead is a great community with great educators and great parents. It is hoped that the School Committee and Administration will use this data to effectively collaborate with educators and parents in efforts to “raise all boats” by developing all students “individual educational potential.”

Citation Suggestion: Marblehead SEPAC (2015). Condition of College and Career Readiness: Marblehead for Students With and Without Disabilities, 2015 Data Report. Available at: <http://mhdsepac.org/>.

Data Source: Massachusetts Department of Elementary and Secondary Education (2015). District Analysis and Reporting Tool (DART). Available at: <http://www.mass.gov/edu/government/departments-and-boards/ese/programs/accountability/tools-and-resources/district-analysis-review-and-assistance/>;

College Completion Rates

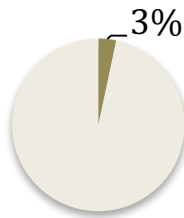


MHD students with disabilities

COMPLETING COLLEGE WITHIN 6 YEARS OF HIGH SCHOOL GRADUATION

- 64% of all MHD graduates
- 50% of lower income MHD graduates

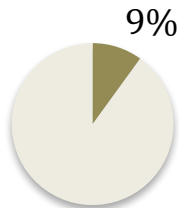
College Readiness in Mathematics and Reading



MHD students with disabilities (Math)

SCORING 550+ ON SAT IN MATHEMATICS

- 53% of all MHD students
- 14% of MHD students from lower income backgrounds

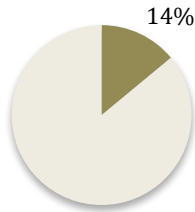


MHD students with disabilities (Reading)

SCORING 550+ ON SAT IN READING

- 54% of all MHD students
- 0% of MHD students from lower income backgrounds

Getting an Early Start on College



Students with disabilities completing AP courses

COMPLETING AP COURSES

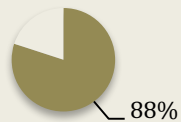
- 48% of all MHD students
- 33% of MHD students from lower income backgrounds

COMPLETING AP EXAM

- 80% of all MHD students completing AP courses
- 79% MHD students from lower income backgrounds completing AP courses
- 0% of MHD students with disabilities

Early College Readiness Indicators – MCAS Scores

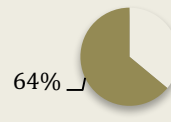
PASSING 10TH GRADE MCAS FOR ENGLISH LANGUAGE ARTS



MHD students with disabilities

- 97% of all MHD students
- 93% of MHD students from lower income backgrounds

PASSING 10TH GRADE MCAS FOR MATHEMATICS



MHD students with disabilities

- 91% of all MHD students
- 73% of MHD students from lower income backgrounds